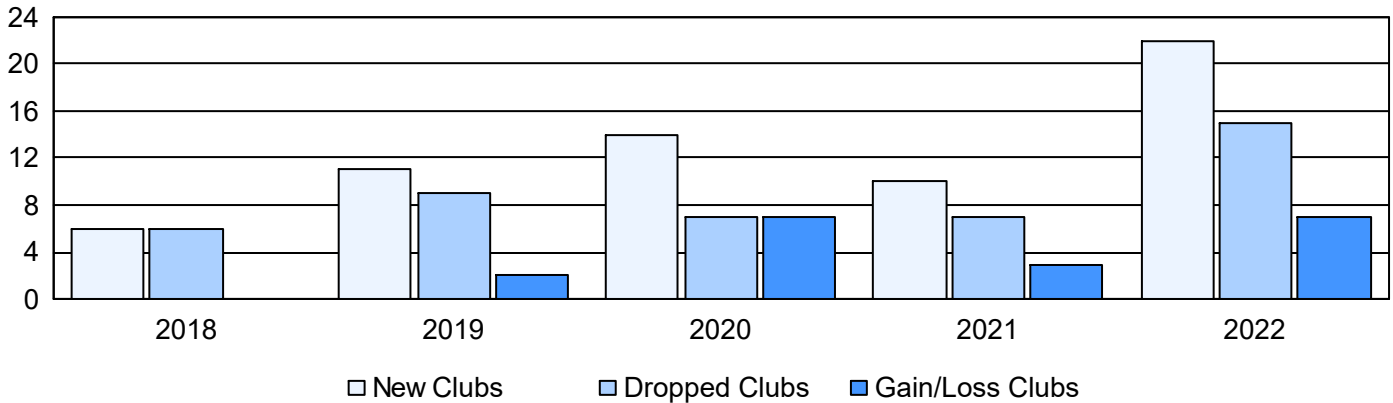
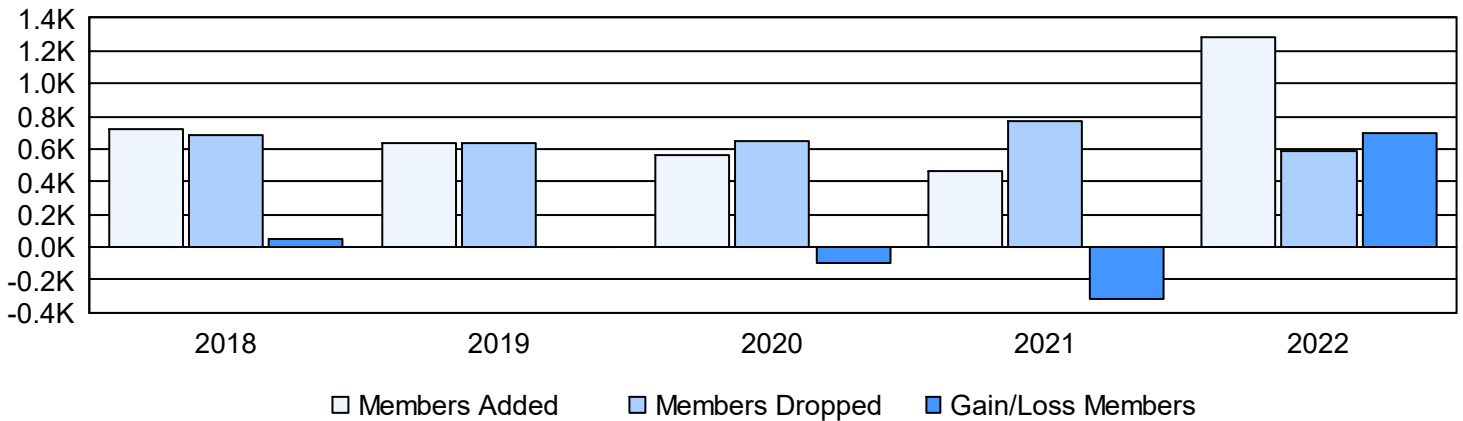


Year	New Clubs	Dropped Clubs	Gain/ Loss Clubs	New Members	Charter Members	Reinstate Members	Transfer Members	Total Member Added	Total Members Dropped	Gain/ Loss Members
2017-2018	6	6	0	535	146	32	12	725	681	44
2018-2019	11	9	2	261	289	59	21	630	634	-4
2019-2020	14	7	7	244	233	46	34	557	651	-94
2020-2021	10	7	3	228	194	26	11	459	771	-312
2021-2022	22	15	7	532	709	29	15	1,285	586	699
Average	13	9	4	360	314	38	19	731	665	67

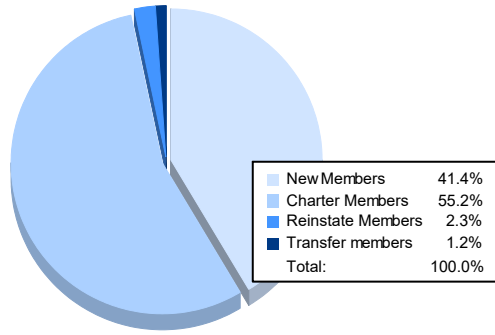
Clubs



Members



Membership Composition June 2022 Cumulative



Gender Composition June 2022 Cumulative

